

## POWDER COAT COLOR CHART

Structureworks uses a multi-step powder coat process to provide a virtually maintenance-free finish on all aluminum products that provides excellent outdoor durability and fade resistance. Available in a variety of super durable finishes, components can be finished in a single color or multiple colors, to enhance the look of any structure.

### SATIN - Gloss Level 30




SIERRA TAN • 15002



SANDSTONE • 15012




TAUPE • 70070




SEASHELL WHITE • 10130




GREY • 70049



STATUARY BRONZE • 60080



JET BLACK • 80020




REDWOOD • 30041




HARTFORD GREEN • 50110


### METALLIC - Gloss Level 60



SPARTACUS BRONZE • 68008




MEDIUM BRONZE • 60060




CHAMPAGNE 302 • 15018



PEARL NIGHT BLUE • 40127




PEARL DARK GREY • 90015



PEARL COPPER • 60064

### ANODIZED EFFECT



SILVER/CLEAR • 00015



DARK BRONZE • 68001



BLACK • 80079

Colors shown are samples and may vary slightly from actual finish. Gloss level variance  $\pm 5$ .